




28mm (or 16mm) die cast aluminum socket and 16mm stud.

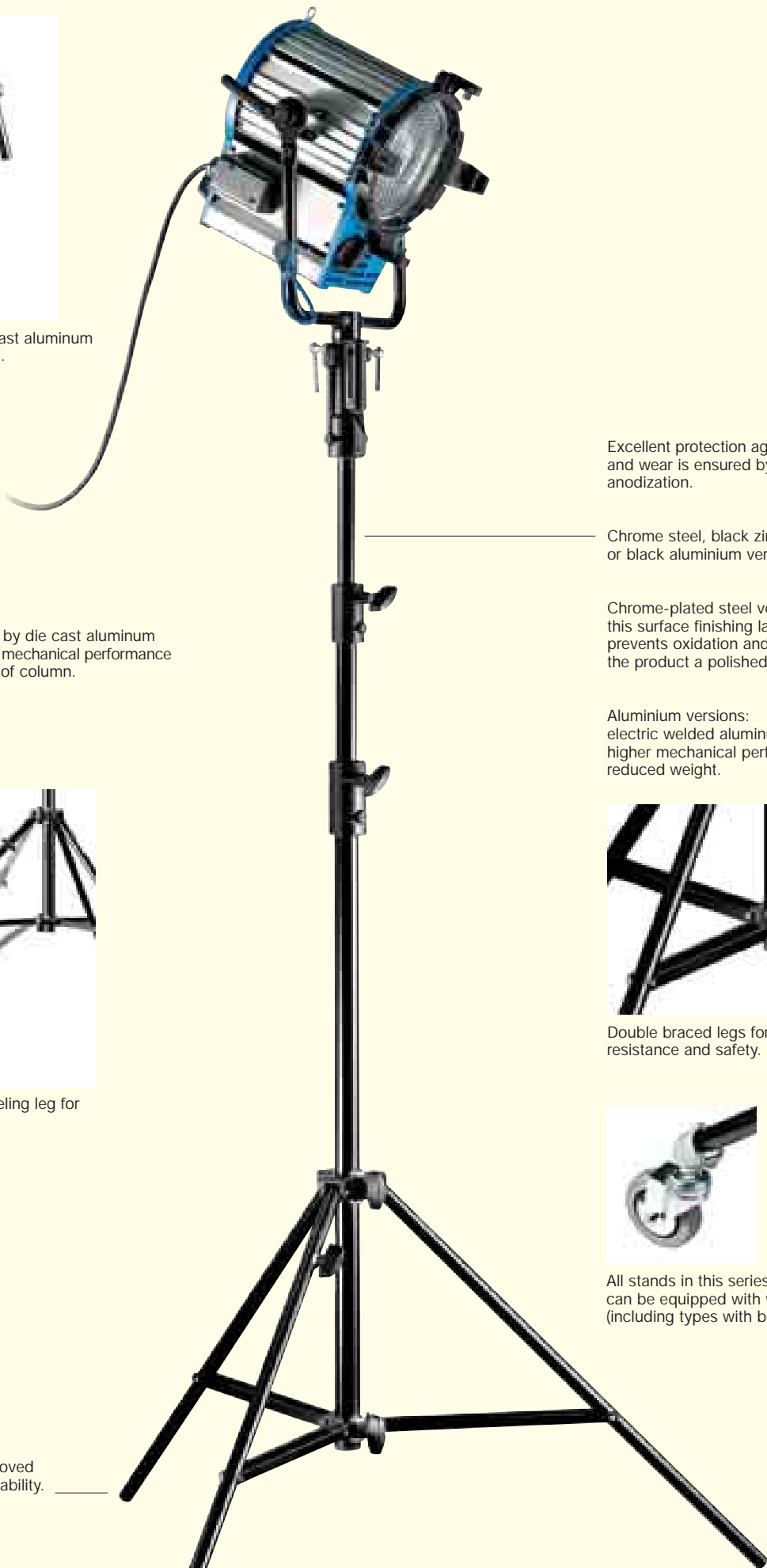


Parts and knobs made by die cast aluminum to ensure longer lasting mechanical performance and extension linearity of column.



All versions feature leveling leg for better stability.

Aluminum feet for improved stability and longer durability.



Excellent protection against corrosion and wear is ensured by aluminum anodization.

Chrome steel, black zinc and silver or black aluminium versions.

Chrome-plated steel versions: this surface finishing lasts longer, prevents oxidation and gives the product a polished look.

Aluminium versions: electric welded aluminum tubing for higher mechanical performance and reduced weight.



Double braced legs for extra stability, resistance and safety.



All stands in this series can be equipped with wheels (including types with brakes).









BLACK ALU FOLLOW SPOT STAND 070BU

-  88cm
-  147cm
-  105cm
-  109cm
-  6,3kg
-  35kg
-  18kg@147cm
-  Type 14
-  103, 104, 104G

Black aluminium stand. 2 sections, 1 riser.
 Ø: 50, 40mm. Leg Ø: 30mm.
 1 levelling leg. Memory collar included.




FOLLOW SPOT STAND 070CSU

-  88cm
-  147cm
-  105cm
-  109cm
-  6,8kg
-  40kg
-  18kg@147cm
-  Type 14
-  103, 104, 104G

Chrome plated stand. 2 sections, 1 riser.
 Ø: 50, 40mm. Leg Ø: 30mm.
 1 levelling leg. Memory collar included.
 This stand was named for its low height and high payload allowing the lighting technician to easily follow on actor.









ALU-CINE BLACK STAND 008BU

-  131cm
-  212cm
-  112cm
-  118cm
-  4,2kg
-  15kg
-  3kg@212cm
-  Type 14
-  109, 110, 110G

Black Aluminium stand. 2 sections, 1 riser.
 Ø: 35, 30mm. Leg Ø: 22mm. 1 levelling leg.



BLACK CINE STAND 008BSU




-  132cm
-  216cm
-  116cm
-  118cm
-  6,4kg
-  30kg
-  18kg@216cm
-  Type 14
-  109, 110, 110G

Black zinc plated stand. 2 sections, 1 riser.
 Ø: 35, 30mm. Leg Ø: 22mm. 1 levelling leg.



CINE STAND 008CSU

 132cm
  216cm
  116cm
  118cm
  6,4kg

 30kg
  18kg@216cm
  Type 14
  110, 110G

Chrome plated steel stand.
 2 sections, 1 riser.
 Ø: 35, 30mm.
 Leg Ø: 22mm.
 1 levelling leg.



CINE STAND 008XU

 132cm
  216cm
  116cm
  118cm
  6,4kg

 30kg
  18kg@216cm
  Type 14
  110, 110G

Stainless steel stand.
 2 sections, 1 riser.
 Ø: 35, 30mm.
 Leg Ø: 22mm.
 1 levelling leg.



SELF LOCK STAND 256BUAC

 109cm
  218cm
  109cm
  126cm
  3kg

 20kg
  10kg@218cm
  Type 14
  109, 110, 110G

Shorter version of 256UAC-3.
 2 sections, 1 riser.
 Ø: 40, 35mm.
 Leg Ø: 22mm.
 1 levelling leg.

HIGH SELF LOCK STAND 256BUAC-3



135cm 322cm 135cm 126cm 3,7kg



15kg 3kg@322cm Type 14 109, 110, 110G

Steel base, aluminium sections.
3 sections, 2 risers.

Ø: 40, 35, 30mm. Leg Ø: 22mm.

1 levelling leg.

Air-cushioned stand with unique self-lock collars that block the stand safely at the desired height without any levers or knobs.

To lower, raiser slightly, open the safety lever and drop the extension.



ALU SENIOR STAND 007BU AC



124cm 315cm 122cm 118cm 3kg



12kg 2,5kg@315cm Type 14 109, 110, 110G

Alluminium stand.

3 sections, 2 riser.

Ø: 35, 30, 25mm.

Leg Ø: 22mm.

1 levelling leg.



SENIOR STAND 007BSU



124cm 325cm 122cm 118cm 7,3kg



20kg 6,7kg@325cm Type 14 109, 110, 110G

Black chrome plated steel stand.

3 sections, 2 riser.

Ø: 35, 30, 25mm.

Leg Ø: 22mm.

1 levelling leg.



SENIOR STAND 007CSU



124cm 325cm 122cm 118cm 7,3kg



20kg 6,7kg@325cm Type 14 109, 110, 110G

Chrome plated steel stand.
3 sections, 2 risers.
Ø: 35, 30, 25mm.
Leg Ø: 22mm.
1 levelling leg.



SENIOR STAND 007XU



124cm 325cm 122cm 118cm 7,3kg



20kg 6,7kg@325cm Type 14 109, 110, 110G

Stainless steel stand.
3 sections, 2 risers.
Ø: 35, 30, 25mm.
Leg Ø: 22mm.
1 levelling leg.



HEAVY DUTY STAND 126BSU AC



131cm 333cm 131cm 126cm 8,3kg




40kg 3kg@333cm Type 14 109, 110, 110G

Chrome plated steel stand.
3 sections, 2 risers.
Ø: 40, 35, 30mm.
Leg Ø: 22mm.
1 levelling leg.




**HEAVY DUTY
STAND 126CSU AC**

-  131cm
-  333cm
-  131cm
-  126cm
-  8,3kg
-  40kg
-  3kg@333cm
-  Type 14
-  109, 110, 110G

Chrome plated steel stand.
3 sections, 2 risers.
Ø: 40, 35, 30mm.
Leg Ø: 22mm.
1 levelling leg.










TALL STAND 111BSU

-  146cm
-  380cm
-  155cm
-  102cm
-  9kg
-  25kg
-  6kg@380cm
-  Type 14
-  103, 104, 104G

Black chrome plated steel stand.
3 sections, 2 risers.
Ø: 35, 30, 25mm.
Leg Ø: 22mm.
1 levelling leg.
The small footprint makes this stand perfect for tight spaces.

TALL STAND 111CSU

-  146cm
-  380cm
-  155cm
-  102cm
-  9kg
-  25kg
-  6kg@380cm
-  Type 14
-  103, 104, 104G

Chrome plated steel stand.
3 sections, 2 risers.
Ø: 35, 30, 25mm. Leg Ø: 22mm.
1 levelling leg. The small footprint makes this stand perfect for tight spaces.



SUPER ALU STAND 269BU



144cm 455cm 144cm 174cm 8kg



35kg 6,3kg@455cm Type 14 103, 104, 104G

Aluminium stand.
4 sections, 3 risers.
Ø: 50, 45, 40, 35mm.
Leg Ø: 30mm.
1 levelling leg.



SUPER STEEL STAND 270BSU



144cm 477cm 144cm 174cm 13,5kg



40kg 12kg@477cm Type 14 103, 104, 104G

Black chrome plated steel stand.
4 sections, 3 risers.
Ø: 50, 45, 40, 35mm.
Leg Ø: 30mm.
1 levelling leg.

There is a reason we call this the super stand!
Incredible reach of 477cm that can support fixtures up to 40kg.






SUPER STEEL STAND 270CSU

 144cm
  477cm
  144cm
  174cm
  13,5kg

 40kg
  12kg@477cm
  Type 14
  103, 104, 104G

Chrome plated steel stand.
 4 sections, 3 risers.
 Ø: 50, 45, 40, 35mm.
 Leg Ø: 30mm.
 1 levelling leg.

HIGH SUPER ALU STAND 269HDBU

 190cm
  730cm
  173cm
  174cm
  10kg

 10kg
  1kg@730cm
  Type 14
  103, 104, 104G

Aluminium stand.
 6 sections, 5 risers.
 Ø: 50, 45, 40, 35, 30, 25mm.
 Leg Ø: 30mm.
 1 levelling leg.



PEG ADAPTER SET 087PA



0,6kg

To be used where, for safety reasons, the stand must be secured to the floor. ø 80mm . Set of three.



WIND-BRACING KIT 087WBK



1kg

Wind bracing kit of 3 ropes. Length: 10m. Not supplied with the stand.



SAFETY COLLAR 30MM 697

Secondary safety system for all speaker stands. When locked into position, it stops upper stand sections from dropping when you open the stand locking knob.



SAFETY COLLAR 35MM 698

Same as 697, for 35mm tube.



SAFETY COLLAR 40MM 699

Same as 697, for 40mm tube.



**BLACK ALU STAND
EXTENSION 142B**

2,4kg Top type 14 Bottom type 37

2 sections (Ø 35, 30mm)
black aluminium extension.
Minimum height: 125cm.
Maximum height: 210cm.

**BLACK ALU SHORT
EXTENSION 142SHB**

2kg Top type 14 Bottom type 37

2 sections (Ø 35, 30mm)
black aluminium extension.
Minimum height: 75cm.
Maximum height: 110cm.

**STAND EXTENSION
142CS**

3,6kg Top type 14 Bottom type 37

2 sections (Ø 35, 30mm)
chrome steel extension.
Minimum height: 125cm.
Maximum height: 210cm.

**SHORT STAND
EXTENSION 142CSSH**

3kg Top type 14 Bottom type 37

2 sections (Ø 35, 30mm)
chrome steel extension.
Minimum height: 75cm.
Maximum height: 110cm.

**BLACK ALU STAND
EXTENSION 142ABS**

2,1kg Top type 14 Bottom type 37

2 sections (Ø 35, 30mm)
black aluminium extension.
Length: 104cm.

**STAND EXTENSION
142ACS**

2,1kg Top type 14 Bottom type 37

2 sections (Ø 35, 30mm)
chrome steel extension.
Minimum height: 125cm.
Length: 104cm.

**BLACK ALU HIGH
STAND EXTENSION 146B**

2,8kg Top type 14 Bottom type 37

3 sections (Ø 35, 30, 25mm)
black aluminium extension.
Minimum height: 137cm.
Maximum height: 314cm.

**HIGH STAND
EXTENSION 146CS**

4,8kg Top type 14 Bottom type 37

3 sections (Ø 35, 30, 25mm)
chrome steel extension.
Minimum height: 137cm.
Maximum height: 314cm.

